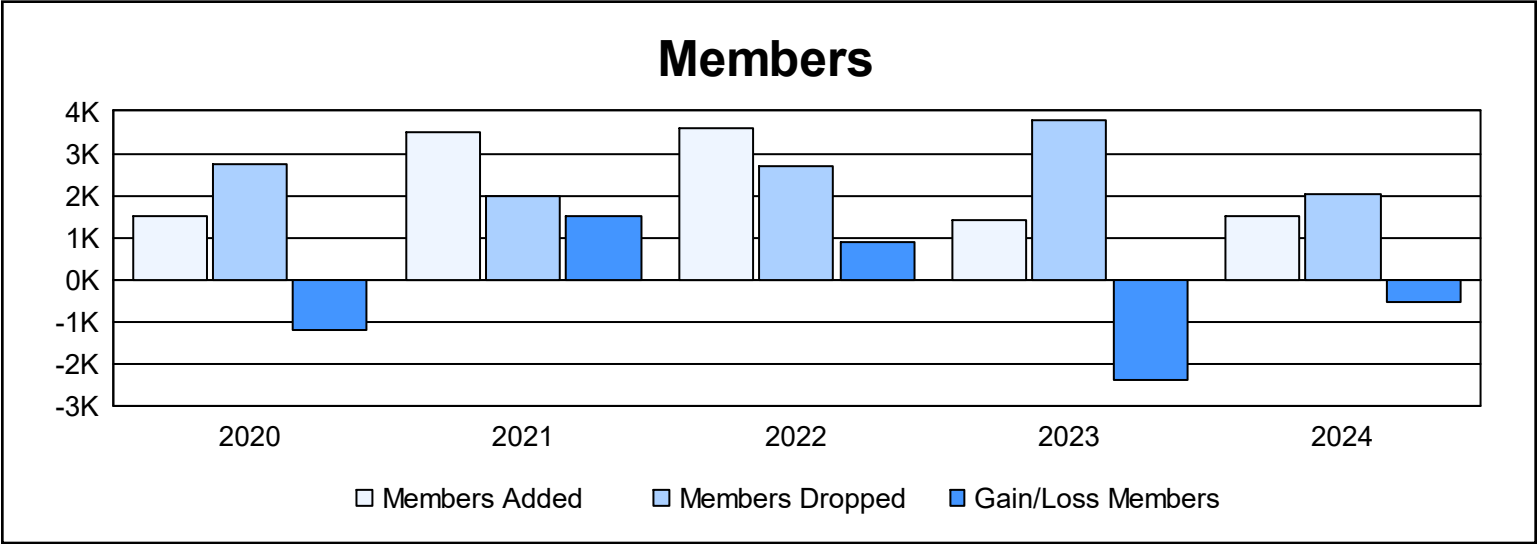
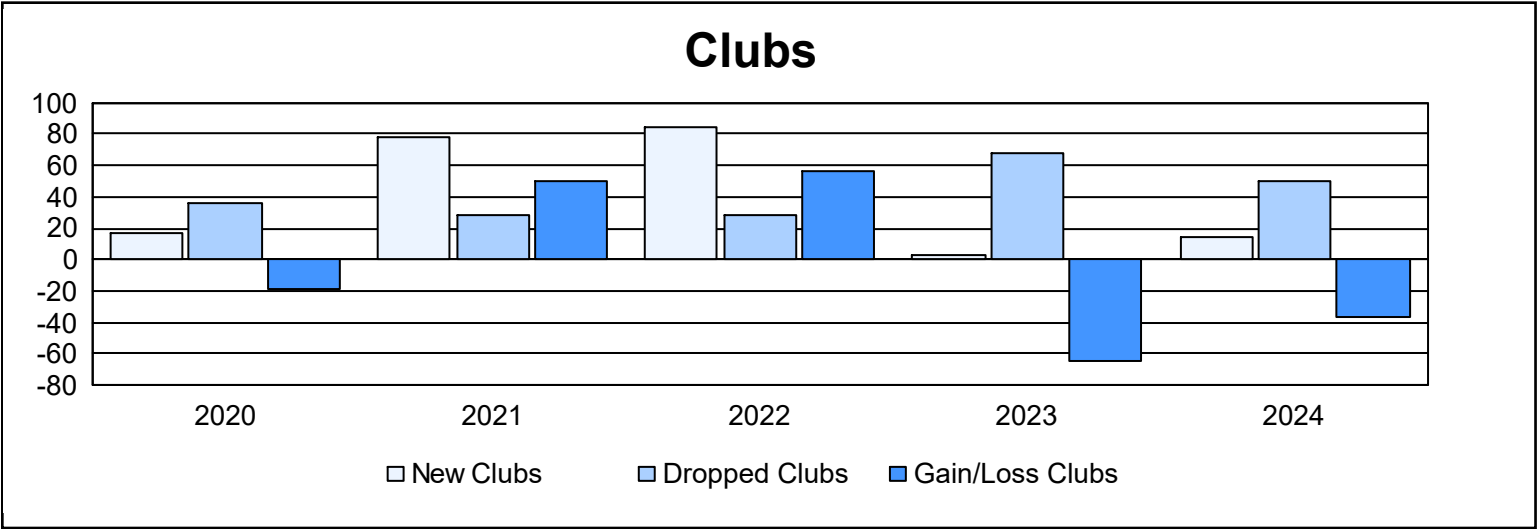
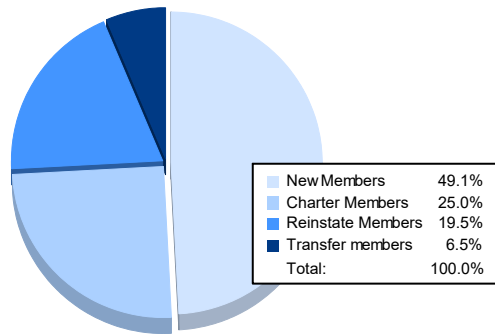


| Year | New Clubs | Dropped Clubs | Gain/ Loss Clubs | New Members | Charter Members | Reinstate Members | Transfer Members | Total Member Added | Total Members Dropped | Gain/ Loss Members |
|-----------|-----------|---------------|------------------|-------------|-----------------|-------------------|------------------|--------------------|-----------------------|--------------------|
| 2019-2020 | 17 | 36 | -19 | 757 | 525 | 159 | 80 | 1,521 | 2,732 | -1,211 |
| 2020-2021 | 78 | 28 | 50 | 1,310 | 2,000 | 133 | 60 | 3,503 | 1,991 | 1,512 |
| 2021-2022 | 84 | 28 | 56 | 1,363 | 2,030 | 115 | 79 | 3,587 | 2,697 | 890 |
| 2022-2023 | 3 | 68 | -65 | 889 | 296 | 174 | 38 | 1,397 | 3,795 | -2,398 |
| 2023-2024 | 14 | 50 | -36 | 738 | 375 | 293 | 97 | 1,503 | 2,031 | -528 |
| Average | 39 | 42 | -3 | 1,011 | 1,045 | 175 | 71 | 2,302 | 2,649 | -347 |



Membership Composition June 2024 Cumulative



Gender Composition June 2024 Cumulative

